



JS Cash Fund (JSCF)

April 2026

MUFAP Recommended Format

Investment philosophy

JSCF is an open-end 'Money Market Scheme' that mainly invests in low risk short-term fixed income instruments including money market instruments to provide a regular and reasonable return to investors while ensuring high liquidity. The Fund shall invest primarily in short duration instruments and may even hold some or all of its assets in cash for the purpose maintaining liquidity.

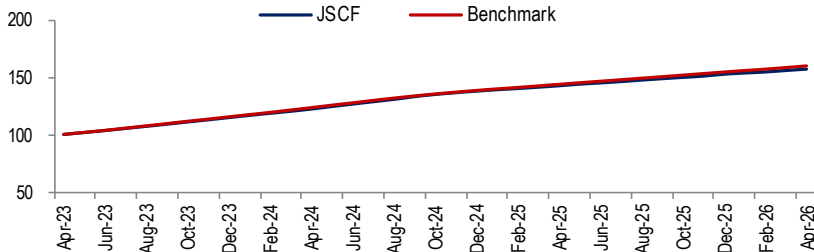
Key information

Fund type	Open end
Category	Money Market Scheme
Fund launch date	29 March, 2010
Net Assets (PKR mn)	5,661.47
Net Assets Excl. JSIL FoFs (PKR mn)	5,661.47
NAV (PKR)	114.00
Benchmark	90% three (3) months PKRV rates + 10% three (3) months average of the highest rates on savings account of three (3) "AA" rated scheduled Banks as selected by MUFAP
Management fee	Upto 1.25% p.a (Actual: 0.52% p.a)
Total Expense Ratio (MTD)	0.72% (Including 0.16% Government levy & SECP fee)
Total Expense Ratio (YTD)	0.79% (Including 0.17% Government levy & SECP fee)
Front-end Load	Upto 1.00%
Back-end Load	NIL
Pricing mechanism	Backward
Trustee	Digital Custodian Company Ltd.
Dealing Days & Cut-off time	(Monday to Friday) 3:00 p.m.
Auditor	Grant Thornton Anjum Rahman
Risk profile	Low
Listing	PSX
Fund stability rating	AA+ (f) by PACRA (10-Dec-25)
Leverage	NIL
Management Quality Rating	AM1 by PACRA (5-Nov-25)

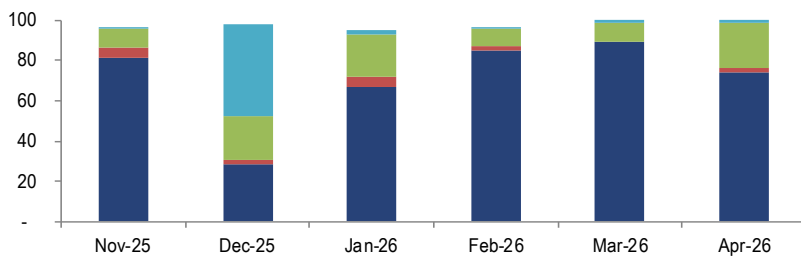
Investment Committee Members

Ms. Iffat Zehra Mankani	Ms. Samina Faisal
Mr. Khawar Iqbal	Mr. Safdar Raza
Mr. Syed Hussain Haider, CFA, CIPM	

3 Years Return on PKR 100 Invested in JS Cash Fund Vs Benchmark



■ T Bills & PIBs ■ TFCs / Sukuk ■ Cash ■ Plac. with Banks and DFIs ■ Other incl. receivables



Statistical analysis

	Fund	Fund	
Monthly Portfolio Turnover Ratio	14.97%	Macaulay's Duration	0.13
Information Ratio	-1.03	Modified Duration	0.12
Yield to Maturity (YTM)	10.83%	WAM (Days)	48

Disclosure

Please be advised that the Sales Load (including Front-End Load, Back-End Load and Contingent Load) up to 3.00% or 1.5%, as may be applicable, may be charged on the investment and/or upon redemption of funds, at the discretion of the Management Company.

For Dispute resolution/ Complaints handling

JSIL Complaint Management/ Dispute Resolution Services: <http://jsil.com/investor-relation/>
SECP Service Desk Management System: <https://sdms.secp.gov.pk/>

Performance (%)

	Annualized performance ¹				
	1M	1Y	3Y	5Y	Launch
Fund	9.37	10.24	16.29	14.91	10.67
Benchmark	10.91	11.17	16.89	15.20	10.44
Difference	-1.54	-0.93	-0.60	-0.28	0.22

Avg. Peer Group Return for Apr 2026 was 9.88%

5 years Peer Group Average Return as of Apr 2026 was 13.72%

NAV to NAV return with dividend reinvestment

¹ Annualized returns are based on MUFAP recommended methodology

Monthly performance (%)

	Annualized performance ¹				
	FY26	FY25	FY24	FY23	FY22
July	9.46	19.61	21.33	13.90	7.16
August	10.60	18.74	20.52	14.47	10.81
September	10.13	22.16	21.30	15.04	7.42
October	9.10	17.10	21.14	14.88	6.99
November	9.00	13.88	20.49	14.55	8.44
December	12.96	11.77	20.52	15.25	10.53
January	8.14	10.63	19.93	14.04	11.26
February	7.69	10.07	19.67	15.23	10.05
March	9.97	9.64	17.54	17.86	11.03
April	9.37	10.79	20.20	20.16	9.51
May		11.69	21.04	19.95	13.50
June		9.08	20.80	20.42	16.38
YTD	10.02	14.69	22.39	17.58	10.75
Benchmark	10.98	14.79	20.88	18.53	9.72
Difference	-0.96	-0.11	1.52	-0.95	1.03

Performance data does not include the cost incurred directly by an investor in the form of sales load etc. NAV to NAV return with dividend reinvestment.

¹ Annualized returns are based on MUFAP recommended methodology

Asset Allocation (% age of total assets)

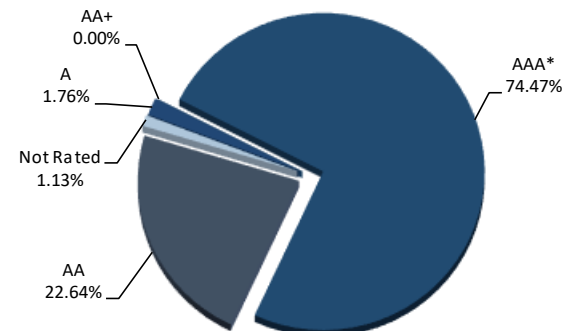
	Apr-26	Mar-26
Cash	22.78	9.50
Commercial Papers	-	-
Placement with Banks and DFIs	-	-
Short term Sukuk	1.76	-
T Bills	61.75	89.49
PIBs	12.59	-
Other including receivables	1.13	1.01
Total	100.00	100.00

Amount invested by fund of funds is PKR. 0 mn

Top Holdings - TFC/Sukuks (%age of total assets)

	Apr-26
BURJ CLEAN ENERGY MODARABA II 23-APR-26	1.76

Asset quality (%age of total assets)



* Govt. securities (74.34%)



Disclaimer: This publication is for informational purposes only and nothing herein should be construed as solicitation, recommendation or an offer to buy or sell any fund. All investments in mutual funds are subject to market risks. The NAV based prices of units and any dividends/returns thereon are dependent on forces and factors affecting the capital markets. These may go up or down based on market conditions. Past performance is not necessarily indicative of future results. Please read the Offering Documents to understand the investment policies and risks involved.